

May 20, 2022



HOLIDAY HOMEWORK (2022-23)

CLASS II

English

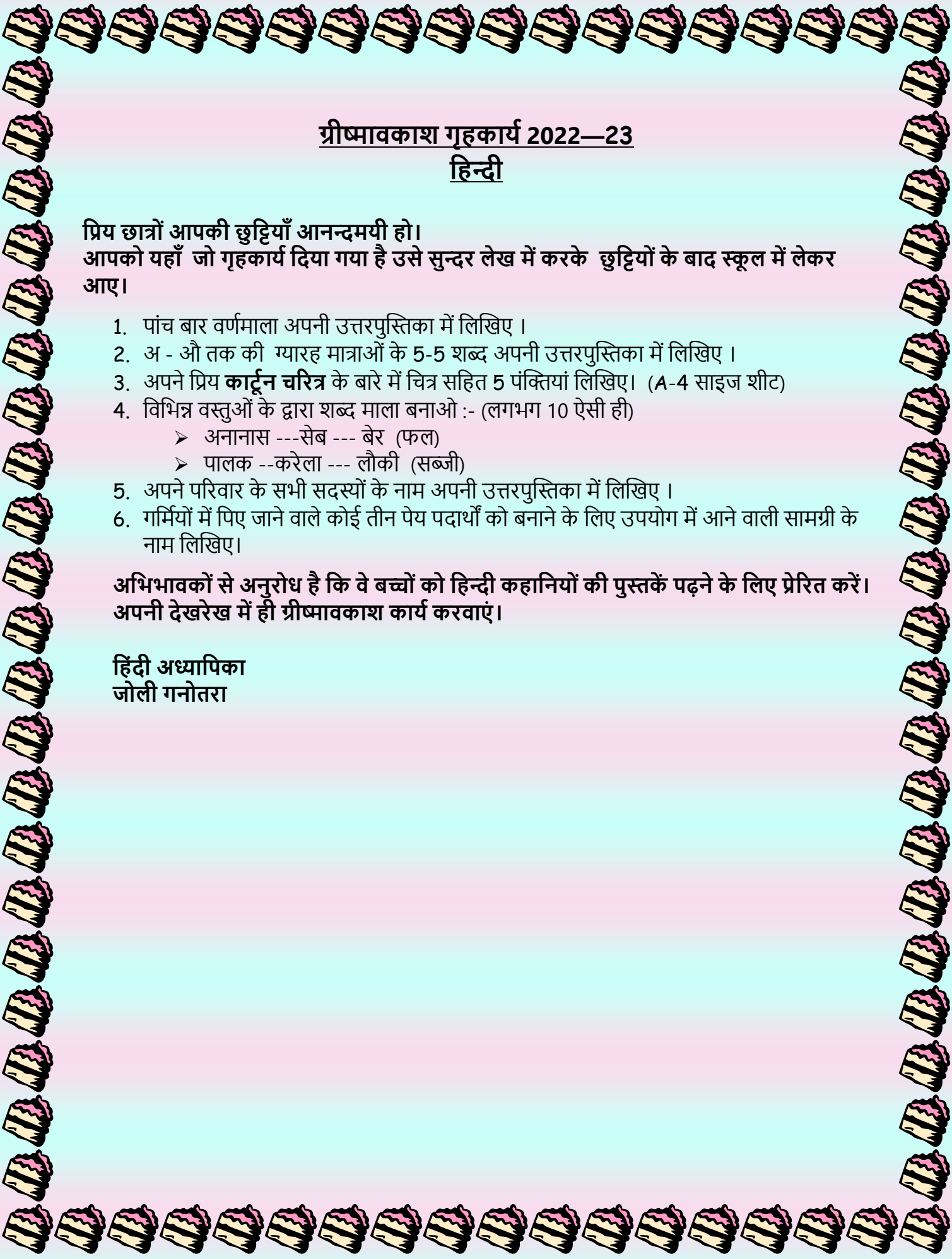
Dear children.

A holiday is an opportunity to journey within, to relax & unwind and to learn new things. The activities are designed to help you meet these objectives in harmony with academic goals. You are requested to do all the work yourself and make timely submission. Please remember that you will be assessed for this work.

1. **All About Me:** On an A4 size sheet, write 5 to 6 interesting facts about yourself (Your likes, sports/ games you are good at, chores you help your mother with, any skills you possess, etc.). Paste your photograph and decorate the sheet.
2. Do 10 pages of cursive writing book.
3. Read anyone interesting story. Write the title and moral in notebook.
4. Prepare a poem for Poem Recitation test to be conducted (after holidays). Theme - Family/Friend. Time - 1 minute.
5. Learn the spellings of following words.:
Porridge, picnic, wanders, comfortable, sink, sleepy, antonym, opposite, fruits, vegetables.

Enjoy your holidays.

Stay safe. Stay happy.



ग्रीष्मावकाश गृहकार्य 2022—23

हिन्दी

प्रिय छात्रों आपकी छुट्टियाँ आनन्दमयी हो।

आपको यहाँ जो गृहकार्य दिया गया है उसे सुन्दर लेख में करके छुट्टियों के बाद स्कूल में लेकर आए।

1. पांच बार वर्णमाला अपनी उत्तरपुस्तिका में लिखिए।
2. अ - औ तक की ग्यारह मात्राओं के 5-5 शब्द अपनी उत्तरपुस्तिका में लिखिए।
3. अपने प्रिय **कार्टून चरित्र** के बारे में चित्र सहित 5 पंक्तियाँ लिखिए। (A-4 साइज शीट)
4. विभिन्न वस्तुओं के द्वारा शब्द माला बनाओ :- (लगभग 10 ऐसी ही)
 - अनानास ---सेब --- बेर (फल)
 - पालक --करेला --- लौकी (सब्जी)
5. अपने परिवार के सभी सदस्यों के नाम अपनी उत्तरपुस्तिका में लिखिए।
6. गर्मियों में पिए जाने वाले कोई तीन पेय पदार्थों को बनाने के लिए उपयोग में आने वाली सामग्री के नाम लिखिए।

अभिभावकों से अनुरोध है कि वे बच्चों को हिन्दी कहानियों की पुस्तकें पढ़ने के लिए प्रेरित करें। अपनी देखरेख में ही ग्रीष्मावकाश कार्य करवाएं।

हिंदी अध्यापिका
जोली गनोतरा

MATHS HOLIDAYS HOMEWORK

SESSION: 2022-23

General Instructions:

- Q1 & Q2 need to be done on ruled A4 size sheets.
- Q3 & Q4 need to be done on plane A4 size sheets.

Q1) Add the following:

- | | |
|--------------|----------------|
| a) $8 + 8 =$ | d) $7 + 5 =$ |
| b) $9 + 2 =$ | e) $7 + 3 =$ |
| c) $5 + 8 =$ | f) $44 + 44 =$ |

Q2) Subtract the following:

- | | |
|--------------|----------------|
| a) $8 - 3 =$ | d) $8 - 7 =$ |
| b) $9 - 5 =$ | e) $20 - 10 =$ |
| c) $6 - 3 =$ | f) $27 - 4 =$ |

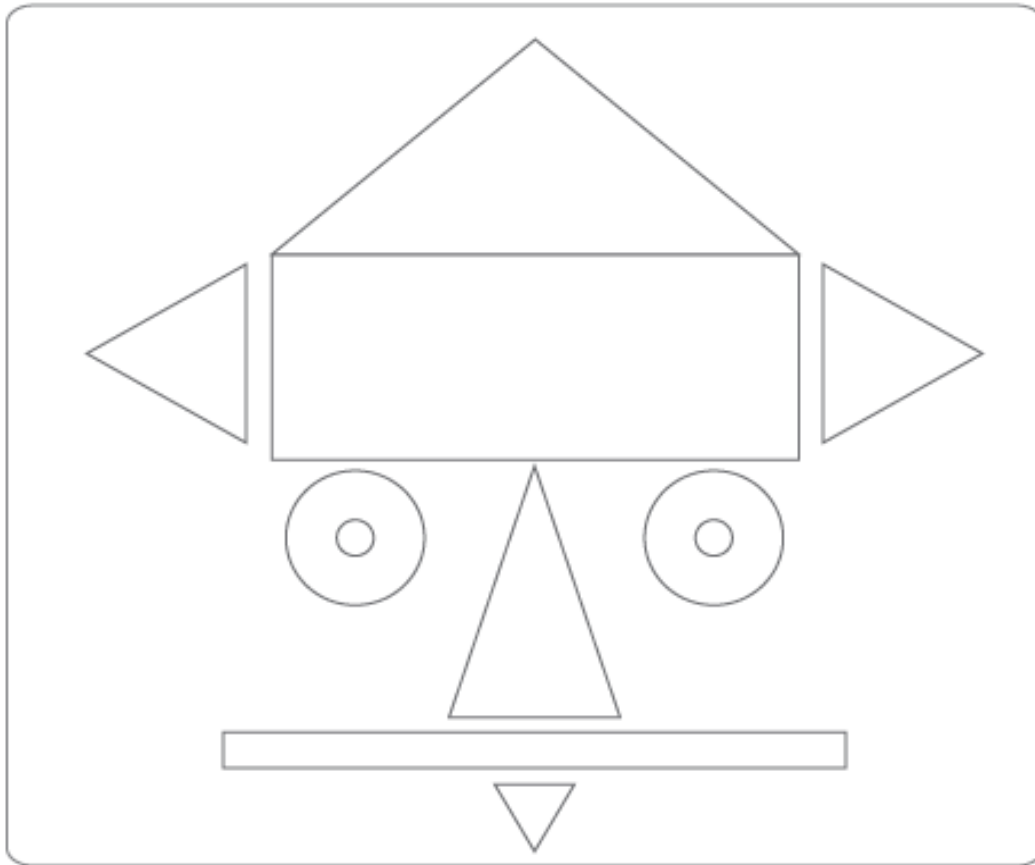
Q3) **Number Doodle:** Make a poster on an A4 size sheet on **World Environment Day** through number doodling.

Q4) Learn & write tables from 2 to 10. Write any 1 table creatively. (examples are given below)



Q5.

Look at the picture and count the shapes.



There are _____ square(s)

There are _____ rectangles

There are _____ triangles

There are _____ circles

When done, color the picture.



ENVIRONMENTAL STUDIES

Dear Students,

Summer vacation is synonymous with fun, frolic, getting up late in the morning, playing for longer hours with friends, going for picnics, exploring new place and watching fun filled shows on television. But dear children, there is a lot more you can do to make your vacations more interesting, meaningful and full of fun. It will surely prepare you for a better and fruitful year ahead.

A few guidelines for you to be more confident and self-sufficient:

- **The Joy of Reading:** Cultivate the habit of reading books of your choice as books can be your best friends.

Suggested books to read (Read any two)

- | | |
|------------------------|-----------------------|
| * A Helping Hand (NBT) | * Kachru Rabbit (CBT) |
| * A Bond of Love (NBT) | * Panchtantra Tales |

CULTIVATE MANNERS

Remember the 4 magic words. PLEASE, THANK YOU, SORRY and EXCUSE ME.

Make these a part of your personality



. Learning by doing

- ❖ Practice wearing your clothes on your own.
- ❖ Keep your room clean and well organized.
- ❖ Help your parents with daily chores.
- ❖ Spend time with your grandparents.
- ❖ Plant a tree and nurture it.
- ❖ Join one of the hobby classes near your home to enhance your skills and for fruitful utilization of your time.

1. Folder for your home work

We are sure that you will enjoy doing the given homework. You may use A 4 size sheets wherever required. Make an attractive folder to keep your holiday homework sheets. Show your creativity in designing the folder. Give it a nice name

2. Flash cards

Let us all make colorful and beautiful flash cards according to the roll numbers, (one for each topic mentioned) :

Roll No: 1 to 6- Types of clothes

Roll No: 7 to 14- Types of houses

Roll No: 15 to 21- Neighborhood services

Roll No: 22 to 28 - Recreational activities

Roll No: 29 to 35 - Seasons

- 
- CONSULT YOUR TEXT BOOK BEFORE MAKING THE FLASH CARDS.
 - SIZE OF EACH FLASH CARD SHOULD BE 10" X 10".


3. Be a Responsible Kid

5th June is observed as World Environment Day every year. Switch off all unnecessary lights on the eve of World Environment Day and conserve energy.

Collect any four newspaper cuttings depicting save water, electricity, maximize the use of recyclable material or any other issue related to the environment. Paste them on drawing sheets and put them in the folder

4. Father's Day Celebration: Father's day will be observed on 16th June 2022.

On this day prepare a milk shake with your father and enjoy the healthy feast with your family. Share your pictures with your EVS teacher on her personal window.



Computer Science

Class 3rd

Create two beautiful collages on two A-4 size sheets. Collect the pictures to paste in the form of collage.

1. One collage for machines that work on electricity and write one use of each machine.
2. Create Second collage for machines that do not work on electricity and write one use of each machine.